

JCPA SPRING NEWSLETTER



In this newsletter

Mission Statements
PAGE 02

Groups and Show Dates
PAGE 03

JaDuke Cafe!
PAGE 04

Studio Rules
PAGE 05

Parking Lot Safety &
Drop-off/Pick-Up
PAGE 06

Dress Code
PAGE 07

Payment Policy
PAGE 08

Cancellations & Holidays
PAGE 09

FAQ + Drop out Policy
PAGE 10

Meet our Instructors
PAGE 11



JADUKE THEATER

FROZEN JR




January 23rd @ 6pm
January 24th @ 2pm
January 24th @ 6pm
January 25th @ 2pm

MUSICAL CLASS



JADUKE THEATER



JADUKE +

Group A
Friday, March 20th @ 6:00
Saturday, March 21st @ 2:00

Group B
Saturday, March 21st @ 6:00
Sunday, March 22nd @ 2:00



JADUKE THEATER


JCPA SHOWCASE



Group A
Friday, June 12th @ 6:00
Saturday, June 13th @ 2:00

Group B
Saturday, June 13th @ 6:00
Sunday, June 14th @ 2:00

Check out our JaDuke Inc. and JCPA mission statements.



Ja'Duke^U_U^Z

The mission of JaDuke inc is to work in collaboration with families to provide a safe and supportive environment, encouraging growth through fun, community, and relationships.



Ja'Duke Center for the Performing Arts

JCPA

The mission of JCPA is to foster an environment that encourages, inspires, and supports students and families by engaging their passion for the performing arts through a performance-based model.

Show Dates and Groups

Each class is assigned to a group, and each group will perform in two shows. Check out which group your class is in!

GROUP A

TINY TOT

Saturday Dance, Saturday Tap, Saturday Hip-Hop

PRE-PETITE

Ballet, Tap, Lyrical, Cheer, Jazz, Hip-Hop

JUNIOR

Lyrical, Hip-Hop, Tap, Ballet, Jazz

TEEN

Ballet, Tap, Lyrical, Hip-Hop, Jazz

EXTRAS

Junior Chorus, Junior Broadway Jazz, Pointe, Intermediate Acting, Senior Broadway Jazz, Senior Contemporary

GROUP B

TINY TOT

Monday Tap, Tuesday Dance, Wednesday Hip-Hop

PETITE

Tap, Ballet, Cheer, Lyrical, Jazz, Hip-Hop

PRE-TEEN

Jazz, Lyrical, Tap, Hip-Hop, Ballet


SENIOR

Tap, Hip-Hop, Jazz, Ballet, Lyrical

EXTRAS

Primary Acting, Junior Cheer, Junior Contemporary, Senior Chorus

*Tiny Tots who have siblings in other shows may choose to perform in that same show, and should come to those rehearsals.



JA'DUKE THEATER

JADUKE +

CENTER FOR THE PERFORMING ARTS

FROM SCREEN TO STAGE

<u>Group A</u>	<u>Group B</u>
March 20th at 6pm	March 21st at 6pm
March 21st at 2pm	March 22nd at 2pm



JA'DUKE THEATER

JCPA

SHOWCASE

JCPA SHOWCASE

June 12, 13 @ 6:00
June 13, 14 @ 2:00



JaDuke Cafe will be a central hub for JCPA, allowing us to form connections with our families and community.

JaDuke Cafe is a place for parents and guardians to wait while students are in class. We will live stream all classes into the cafe for parents and guardians to observe.


For your pleasure and convenience, the JaDuke Cafe will sell delicious protein shakes, kids hydrating teas, adult energizing teas, a variety of coffees, and many snack bar items!

FOLLOW THEM @JaDukeCafe or visit them at jadukecafe.com



Studio Rules

As everyone settles into their JCPA classes, we wanted to remind everyone about JaDuke's building and property rules. Please make sure to review these rules with your students so JaDuke can continue to be a safe and positive environment for everyone.

- 
- No student should enter any rooms besides their assigned classroom areas unless they have received prior permission from JCPA staff.
 - All preschool rooms and property are off-limits.
 - Students may stay between classes but are expected to go to JaDuke Cafe. Please note that this is a general unsupervised area, so please talk to your student about expected behavior in this space.
 - Students should adhere to the dress code at all times.
 - Students should be respectful to peers, teachers, and others. We will communicate with the appropriate parties through email or phone if this becomes an issue.
 - Parents and guardians should wait in the Cafe as this is the designated waiting area while students attend classes.
 - JaDuke is a non-smoking educational property. Therefore, please do not smoke on the property.

PARKING LOT SAFETY

- No parking or idling in the fire lane. Please use a parking spot.
- Students should wait on the sidewalk until parents cross the street and come to them.
- Parents should follow traffic and not drive over lines or parking spots.
- Please hold hands with your student as you return to your vehicle.

DROP OFF & PICK UP

Please familiarize yourself for a smooth transition.

Drop Off

When the class starts, send or take your student to the exterior door labeled with their classroom (Teal, Purple, or Blue).

If a class takes place on the Stage students should wait in JaDuke Cafe for their teacher to come and get them.

If you arrive early, you may wait at the door until the teacher comes to let students in or stay in the JaDuke Cafe.

****If students are late, they must ring the doorbell next to their door and wait for the teacher to let them in.**

Pick Up

Students will exit from Purple, Teal, or Stage through the hallway by JaDuke Cafe. Students will exit from Blue out of the double front doors all the way to the left when looking at the building.


Tiny Tots, Pre-Petites, and Petites will have a student assistant walk them out to wait on the sidewalk. Juniors, Pre-Teens, Teens, and Seniors will be monitored as they leave the hallway and will NOT be supervised while waiting outside.

Please try to arrive a couple of minutes before your child's class ends to ensure a safe and swift pick-up.

Since students will be bringing all of their belongings into the classrooms, we ask that they arrive with only one bag containing their dance shoes and water bottle.

JCPA Dress Code

Below are examples of what is allowed to be worn in all JCPA classes. Please go over these examples with your child. If a student shows up in attire that is not appropriate, we will provide them with a shirt or pants that are appropriate and send an email to parents with a reminder about the dress code.



Attire For Class:

- Leggings
- T-Shirts
- Tank Tops
- Shorts and Tights
- Leotard
- Skirts (Medium Length or Ballet Skirt)
- Sweatpants (for Hip-Hop)
- Form Fitting Joggers (excluding Ballet/Pointe)
- Dance Dresses (Tiny Tot - Petite students)

Attire That's NOT Appropriate:

- Sports bras as a shirt
- Crop top
- Super baggy sweatshirts
- Pants that cover your feet
- Short shorts

Shoe Attire:

- Tiny Tot Classes- Ballet Shoes
- Tap Classes- Black Tap Shoes
- Ballet Classes- Pink Ballet Shoes
- Hip-Hop Classes- Sneakers
- Cheer Classes- Sneakers

*The first couple weeks of classes, we will be measuring for costumes and will send more information about those.

PAYMENT POLICY

- Payments are due by the first day of each month, from September through June.
- Our system is based on a ten-month payment schedule. Therefore, we have calculated the number of class weeks in the year and have divided the total yearly cost of classes into 10 equal monthly payments.
- If your payment is more than 30 DAYS OVERDUE, your student will no longer be able to participate in classes or performances until your bill is paid in full.
- Your student will not be able to take home their costume until your bill is paid in full.
- If your payment is returned due to insufficient funds, you will be charged a fee of \$15.
- Please note that we will send all statements and bills via e-mail.

There are two options for making payments:

Online: Through your parent portal account. This is the preferred form of payment.

In-Person: You may bring cash/check to the teacher when dropping off your child.

Please feel free to contact JCPA with any questions about our payment policy.

ADDITIONAL FEES

- Costume fees. Students will pay for a spring costume for each class. This costume will be worn for the March show and the June show.
- Opening Number T-Shirt. All students will also need to pay for two opening number t-shirt.
- Tickets. Anyone wishing to watch the performances will need to purchase a ticket.

JCPA - FAQ

My child is sometimes resistant to attend class. Is this normal?

Yes, this is normal! Children often have a hard time transitioning from school/home to activities. 99% of the time, once they are in class they LOVE it! For extra reassurance, you can also check in on them on the live stream in the cafe. Just like with any activity, there is hard work involved in preparing for a stage performance. We like to encourage students and parents to stick through the hard work as the performance is a great reward and worth the effort!

My child is nervous to attend class. Is this an expected feeling? How do the teachers handle this?

Anything new adventure can be nerve racking. Teachers welcome students at the door and encourage other students to welcome them too! Even if there are tears, they will fade as the class begins. The teacher or director will, touch base after class via email or phone call if any behavior seems out of the ordinary.

Student Cell Phone Policy

No cell phones will be allowed in the classrooms.

*Cell phones should be left with belongings outside of classroom.

For students who will be staying between classes, please make sure to discuss proper cell phone behavior with them. This includes, but not limited to: no videoing others without their knowledge, no cyber bullying, and no engaging in apps (games, music etc.) that are disruptive to those around you.

Drop Out Policy

To emphasize the importance of keeping commitments and staying through the whole semester, JCPA uses the following drop out policy:

Students will have 2 weeks to settle into their class schedule. All class schedules will need to be set by January 18th.

If a student drops a class after January 18th, they will be responsible for the following:

***Current month's tuition** + ***Costume Payment** + ***\$55 withdrawal fee**

(The withdrawal fee will be put towards covering the time it takes for the instructor to reformat the choreography and formations without the student)

Cancellations and Holidays

Classes may be canceled due to inclement weather.



Please check your email, text messages, or the JCPA social media pages for cancellations.

The Studio will be closed for the following Holidays:

Martin Luther King Jr. Day

Monday, January 19th 2026

February Vacation

February 16th – 21st

April Vacation

April 20th – 25th

Memoial Day

Monday, May 25th 2026

Student Sickness and Absences

We ask that students be 24 hours fever free before returning to class.

If your student is sick or can't come to class, please email Eula (jadukecenterperformingarts@gmail.com).

LOST AND FOUND

If water bottles, sweatshirts, or anything else is left at JaDuke, we will place them in the lost and found at the end of the night. The lost and found will be located in the vestibule before the entrance to the hallway and Next Level Music Academy. This will be unlocked for your convenience.



MEET YOUR INSTRUCTORS



Ms. Kim
Owner



Ms. Eula
Director



Ms. Taylor



Ms. Sara



Ms. Caroline



Mr. Dylan



Ms. Jenna



Ms. Kaitlin



Ms. Kylee



Ms. Katie

Contact Us

If you have any questions about these policies or anything else, please don't hesitate to contact Eula at 413-863-0001 or via email at Jadukecenterperformingarts@gmail.com

Want to follow along and stay in the loop? Follow us at:



Ja'Duke Center Performing Arts



@JadukeCenter

